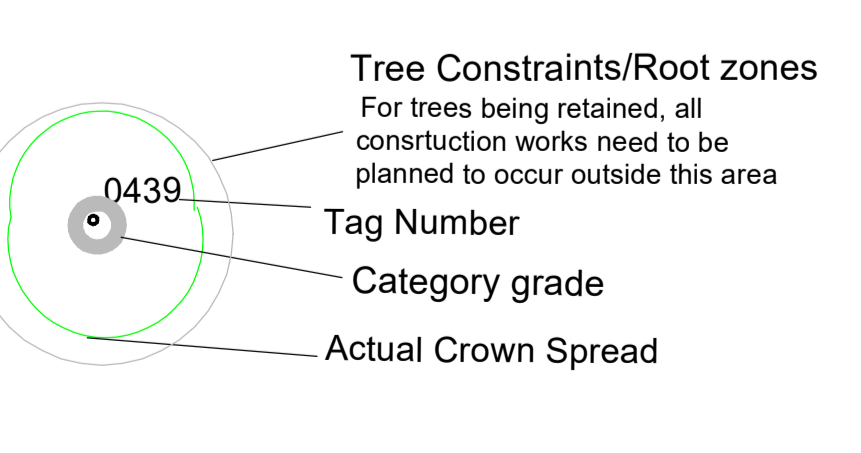


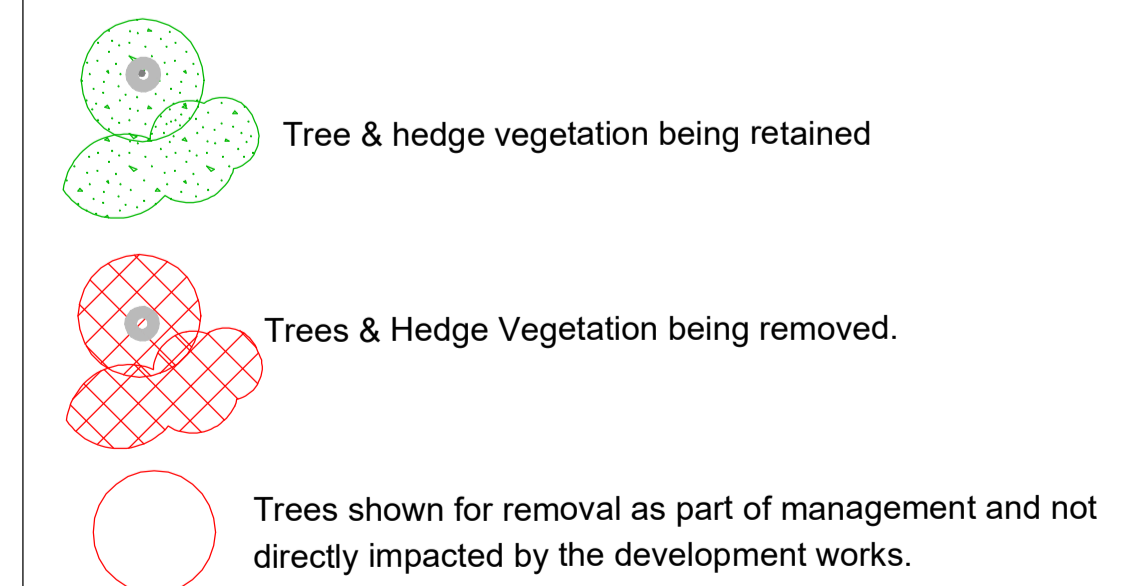
Notes:



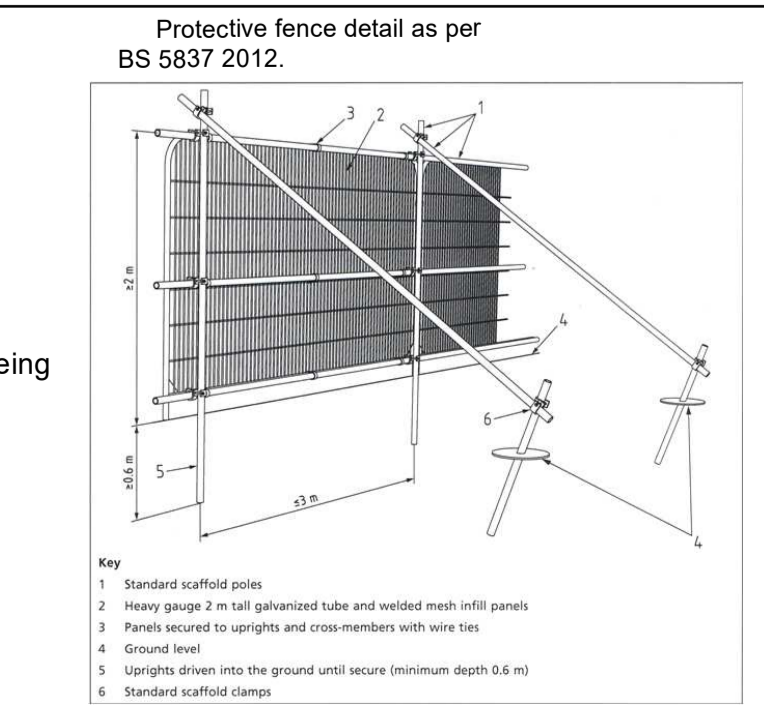
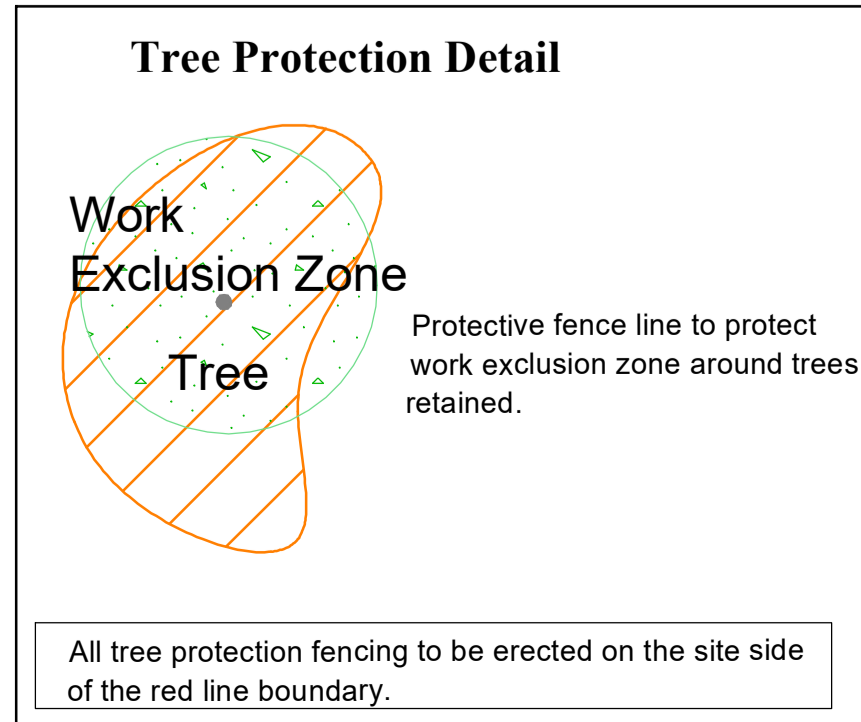
BS5837: 2012 - Category Retention Rating

- Category U Trees** - Trees in such a condition that any existing value would be lost within 10 years or being recommended for removal sound arboricultural practice.
- Category A Trees** - Trees of high quality/value with a min. of 40 years life expectancy.
- Category B Trees** - Trees of moderate quality/value with a min. of 20 years life expectancy.
- Category C Trees** - Trees of low quality/value with a min. of 10 years life expectancy.

- Category B Trees** - Trees of moderate quality/value with a min. of 20 years life expectancy.
- Category C Trees** - Trees of low quality/value with a min. of 10 years life expectancy.
- Sub Categories**
 - 1- Mainly Arboricultural values
 - 2- Mainly Landscape values
 - 3- Mainly cultural and conservation values.



Category/Grade	No. of Trees for Removal
Category U 11 Trees +	Tree Nos 605, 660, 665, 667, 690, 545, 548, 883, 884, 887 & 890
9 Trees	These trees although most of them needs to be removed directly due to the development layout, are in such a condition that they will need to be removed as part of management now or in the short term irrespective of the development proposals for this site area.
Category A 3 Trees	Tree Nos. 644, 655, 686, 691, 692, 808, 809, 822 & 850 are not directly affected by the development layout, but are being recommended for removal as part of active management due to their condition.
Category B 16 Trees	Tree Nos. 607, 667, 668, 662, 663, 664, 666, 669, 670, 698, 815, 870, 869, 874, 875, 877, 878 & 879
Category C 28 Trees	Tree Nos. 608, 609, 610, 614, 615, 616, 617, 618, 619, 620, 621, 622, 623, 624, 625, 626, 627, 628, 629, 630, 631, 632, 633, 634, 635, 636, 637, 638, 639, 640, 641, 642, 643, 644, 645, 646, 647, 648, 649, 650, 651, 652, 653, 654, 655, 656, 657, 658, 659, 660, 661, 662, 663, 664, 665, 666, 667, 668, 669, 670, 671, 672, 673, 674, 675, 676, 677, 678, 679, 680, 681, 682, 683, 684, 685, 686, 687, 688, 689, 690, 691, 692, 693, 694, 695, 696, 697, 698, 699, 700, 701, 702, 703, 704, 705, 706, 707, 708, 709, 710, 711, 712, 713, 714, 715, 716, 717, 718, 719, 720, 721, 722, 723, 724, 725, 726, 727, 728, 729, 730, 731, 732, 733, 734, 735, 736, 737, 738, 739, 740, 741, 742, 743, 744, 745, 746, 747, 748, 749, 750, 751, 752, 753, 754, 755, 756, 757, 758, 759, 760, 761, 762, 763, 764, 765, 766, 767, 768, 769, 770, 771, 772, 773, 774, 775, 776, 777, 778, 779, 780, 781, 782, 783, 784, 785, 786, 787, 788, 789, 790, 791, 792, 793, 794, 795, 796, 797, 798, 799, 800, 801, 802, 803, 804, 805, 806, 807, 808, 809, 810, 811, 812, 813, 814, 815, 816, 817, 818, 819, 820, 821, 822, 823, 824, 825, 826, 827, 828, 829, 830, 831, 832, 833, 834, 835, 836, 837, 838, 839, 840, 841, 842, 843, 844, 845, 846, 847, 848, 849, 850, 851, 852, 853, 854, 855, 856, 857, 858, 859, 860, 861, 862, 863, 864, 865, 866, 867, 868, 869, 870, 871, 872, 873, 874, 875, 876, 877, 878, 879, 880, 881, 882, 883, 884, 885, 886, 887, 888, 889, 890, 891, 892, 893, 894, 895, 896, 897, 898, 899, 900, 901, 902, 903, 904, 905, 906, 907, 908, 909, 910, 911, 912, 913, 914, 915, 916, 917, 918, 919, 920, 921, 922, 923, 924, 925, 926, 927, 928, 929, 930, 931, 932, 933, 934, 935, 936, 937, 938, 939, 940, 941, 942, 943, 944, 945, 946, 947, 948, 949, 950, 951, 952, 953, 954, 955, 956, 957, 958, 959, 960, 961, 962, 963, 964, 965, 966, 967, 968, 969, 970, 971, 972, 973, 974, 975, 976, 977, 978, 979, 980, 981, 982, 983, 984, 985, 986, 987, 988, 989, 990, 991, 992, 993, 994, 995, 996, 997, 998, 999, 1000
+ 4 Hedges + c.60m of another + 5.83km ² of scrub/nursery stock area	Hedge Nos. c.60m of hedge 2, all of hedge Nos. 6, 7 & 8 and a scrub/nursery stock area of 5.83km ²
Total	66 Trees + 4 Hedges + c.60m of another + a scrub/nursery stock area



The tree protection fencing is to be erected enclosing the root protection areas around the trees being retained as shown on this drawing and approved. In some areas, the site holding may be sufficient to act as the protective fencing if the tree and its root zone are protected outside and no works are envisaged within the area outside the site holding. This will need to be discussed and agreed at the initial site meeting.

Where tree protection fencing is needed, this will need to be 2.3m high and constructed in accordance with Figure 2 of BS 5837: 2012 (see detail on drawing & appendix 1) using vertical and horizontal scaffold bars or similar well braced together with the vertical spaced out at a maximum of 3m centres. Once this well mesh panels (panels) are to be securely fixed with wire or scaffold clamps.

Signs are to be attached to these fences warning people that this is a sensitive area and that the fencing must be maintained in good condition in accordance with the approved plans and drawings for this development.

Once the protective fence line is erected, then the main construction works can commence on site.

- The following is a list of activities that are not allowed within the RPA or within the vicinity of the trees being retained:
- Protect tree root systems from damage caused by runoff or spillage of noxious materials while mixing, placing, or storing construction materials.
 - Protect root systems from ponding, eroding, or excessive wetting caused during construction operations.
 - Do not store construction materials, debris, or excavated material inside tree protection zones. When excavating, place excavated soil on opposite side of trench away from the tree.
 - Do not permit vehicles or foot traffic within tree protection zones; prevent soil compaction over root systems.
 - Do not allow fires under or adjacent to remaining trees or other plants.
 - Do not attach notice boards, cables or other services to any part of the tree.
 - Do not use high machinery such as telehandlers, cranes or other equipment close to trees to avoid damage to the crown or any other parts.

- During the construction works the following is required:
- The main contractor or site manager is to brief all people working on site on the tree protection measures and the procedure of works to be carried out within these areas.
 - Storage of Material, Work Yards and staff car parking-are to be identified on the work drawings prior to the construction works starting. These need to be positioned outside the root protection areas around the trees being retained. The main contractor or site manager is to check the tree protective fencing only and carry out any repairs required to ensure its strength and security.
 - The main contractor or site manager is to liaise with the project/Arboriculturalist and when works are to be carried out close to or within the root protection areas around the trees.
 - Any works within the protection areas such as landscaping is to be carried out manually with no machinery allowed. All soil and hard landscaping within the Root Protection Area (RPA) of the tree to be retained are to be carried out manually and the soil levels are not to be lowered or raised resulting in root damage to the trees. Recommendations of sections 8 of BS5837: 2012 are to be adhered to during the landscaping within the RPA of the trees being retained.
 - The protective fencing around the trees is to stay in position until all the construction works are complete and are only to be removed following discussions and agreement with the project arborist.

ARBORIST ASSOCIATES LTD.
94 BALLYBAWN COTTAGES, ENNISKERRY, CO. WICKLOW
TEL: 01-2742011 / 087-2629589

TITLE : Tree Protection Plan

Site : Kiltarnan Village SHD
Residential Development at Lands at
Wayside, Enniskerry Rd, Kiltarnan, Dublin 18

DATE: Dwg No. KV.L002 Overall Plan Scale 1:1000 © AO